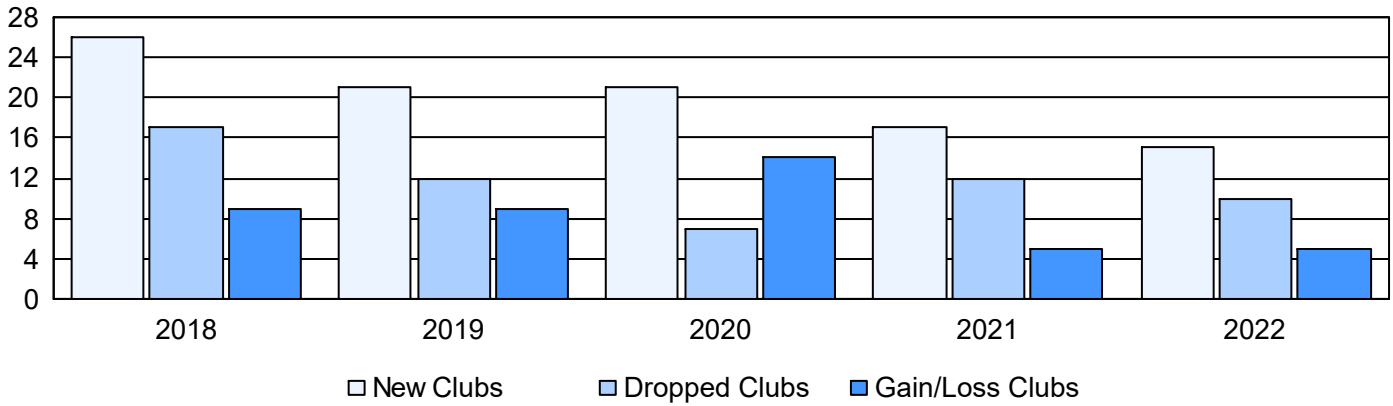
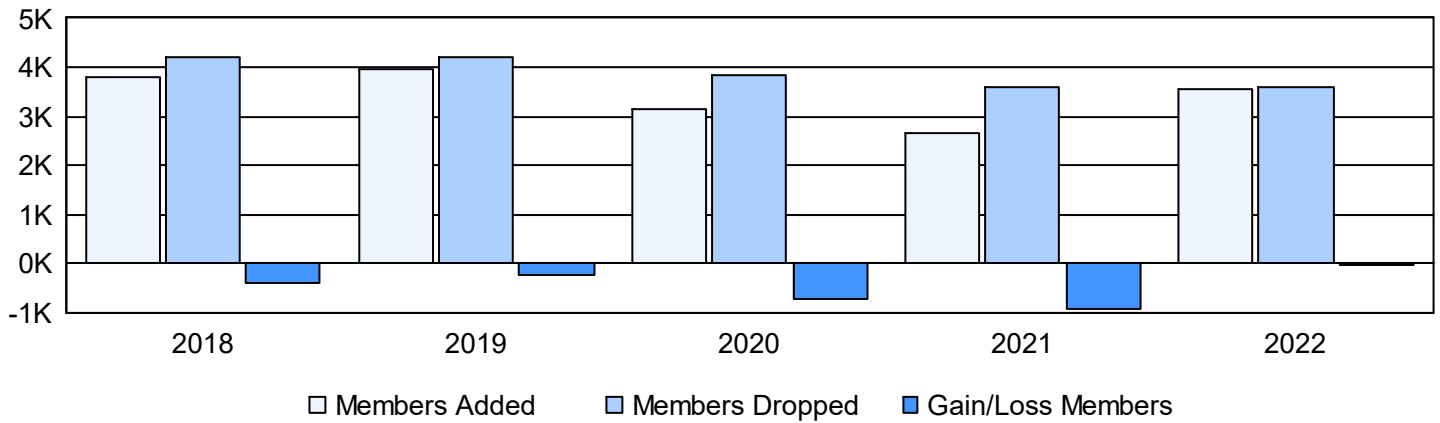


Year	New Clubs	Dropped Clubs	Gain/ Loss Clubs	New Members	Charter Members	Reinstate Members	Transfer Members	Total Member Added	Total Members Dropped	Gain/ Loss Members
2017-2018	26	17	9	2,689	678	131	300	3,798	4,213	-415
2018-2019	21	12	9	2,891	584	170	303	3,948	4,191	-243
2019-2020	21	7	14	2,220	570	115	242	3,147	3,853	-706
2020-2021	17	12	5	1,806	476	138	227	2,647	3,583	-936
2021-2022	15	10	5	2,726	474	107	246	3,553	3,596	-43
Average	20	12	8	2,466	556	132	264	3,419	3,887	-469

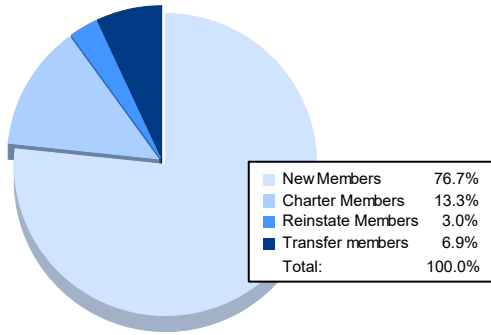
Clubs



Members



Membership Composition June 2022 Cumulative



Gender Composition June 2022 Cumulative

